




Push the Limits of your Print-and-apply System


Today and Tomorrow, with Zebra's ZE511 and ZE521 Print Engines


Consumer demand is growing, while timelines are shrinking. And, good workers are in short supply. See how the right print engine can help you save time, money and keep your lines moving forward...faster, smarter, without interruption. **Achieve it with Zebra's ZE511 and ZE521.**





Experience Premium, Performance Printing Today:

Easy to integrate, use, manage and secure 


Fast print speeds up to 18 ips* 


Expedited maintenance to keep lines operational 


Premium print resolution up to 600 dpi* 


Purpose-built to handle the most demanding environments 


Ready to Meet Your Business Needs Tomorrow:

 Rugged construction for years of 24/7/365 demanding use

 Open internal communication slot

 Field-installable RFID kit for 4-inch and 6-inch models

 Field-installable wireless connectivity

 Evolving Print DNA toolset for expanding capabilities

*Available on the ZE511 model only

Premium Performance to Drive Production Lines Today

Ready to evolve with your business needs tomorrow



Minimal Training

Color touch display with intuitive interface is easy to navigate



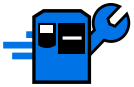
Maximum Throughput

Lightning-fast print speeds expedite production line throughput



Multiple Ways to Connect

From standard to Bluetooth® to USB, to Ethernet and wireless to NFC, connect your way



Maintenance on Your Schedule

Onboard analytics to predict maintenance needs paired with a modular design for offline service



Manage Onsite or Remotely

See printer status at a glance or monitor all your Zebra Print DNA printers remotely using a web browser



Unmatched Security

Peace-of-mind protection with best-practice hardened security and ongoing updates



Add RFID for Real-time Tracking and Greater Visibility



Print and encode 4- and 6-inch RFID labels and tags



Greater media flexibility with Adaptive Encoding Technology



Automatically calibrate in minutes



Eliminate complex placement guidelines



Adopt new inlays without pretesting



Accurately encode smaller labels spaced closely together

Push the limits. A Zebra print engine won't let you down.



NA and Corporate Headquarters
+1 800 423 0442
inquiry4@zebra.com

Asia-Pacific Headquarters
+65 6858 0722
contact.apac@zebra.com

EMEA Headquarters
zebra.com/locations
contact.emea@zebra.com

Latin America Headquarters
+1 866 230 9494
la.contactme@zebra.com