



## XC Label Printer.

Made in Germany.

# Technical details.

## For two-color printing

- › Two inline thermal transfer printing units for simultaneous printing of two colors in one document.
- › The first printing unit is also equipped with a ribbon saver.
- › The XC series meets the requirements of the new classification and labeling system for chemicals according to GHS.
- › Stable metal housing made of die-cast aluminum.
- › For big media rolls up to 300 mm in diameter.
- › Both printing units with ribbon holders, operation panel and electronic system are currently employed in our successful A+ series industrial printers.



### 1 Big graphic display

White backlight for optimum readability.

### 2 Ribbon retainer

Three-part tightening axles enable quick and easy ribbon exchange.

### 3 Straightforward adjustment

The printheads are pressed down with sliding toggles. One is mounted to the left label margin, the other is pushed to the right label margin.

### 4 Peripheral connection

All additional modules such as the stacker and cutter are easily adjustable. All peripheral devices can be connected to the

printer with two pins and fixed in place with one screw in a matter of seconds.

### 5 Stable metal housing

Made of die-cast aluminum. All components are mounted on it.

### 6 Roll holder

The swing lever and integrated brake ensure that the labels are unwound with constant tension.

### 7 Ribbon saver for printhead 1

Used for labels that are only to be partially printed in second-color. In the unprinted area, the printhead is lifted and the ribbon stopped while the label is fed.


## Technical details.

- 1 RS232C interface *without function*.
- 2 USB 2.0 slave interface.
- 3 Ethernet 10/100 Base T interface with TCP/IP.
- 4 Slot for wireless LAN card.
- 5 Two USB master interfaces for connecting an external operation panel, keyboard, scanner or service key.
- 6 Slot for CompactFlash Type I memory card.

### Option



- › cab WLAN card 802.11 b/g.



## Stand-alone operation.

### Printing with a cab printer without a PC.

The layout of the labels is created either using label software or through direct programming via a text editor on the PC. Label formats, fonts and graphic data, serial data and database contents are saved or imported on the CF memory card, USB flash drive or the internal IFFS printer memory.

Only variable data is sent to the printer via keyboard or host computer before being printed out. Data from a barcode scanner or a balance can also be received by the printer.



### Accessories for stand-alone operation



#### Memory card

CompactFlash Type I



#### Compact keyboard

Connection: USB, number of keys: 86  
L x W mm: 282 x 132  
Cherry G84-4100

Device functionality and compliance with CE standards are only warranted by using the accessories provided or recommended by cab.

# Software tools.

## Direct programming with J-Script

The printer language is easy to understand and simple to integrate into your host system. Variable data is linked with host applications. Label design, graphic data and fonts are recorded on the CompactFlash card. The host computer sends only variable data to the printer.

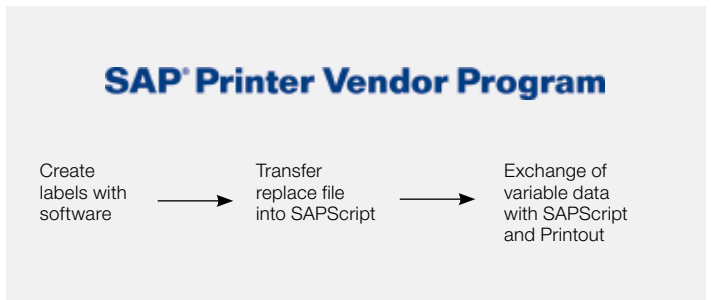
```
J
H 100
O R
S I1;0,0,68,70,100
T 10, 10,0,5,pt20;sample
B 10,20,0,EAN-13,SC2,401234512345
G 8,3.5;0;R:30,9,0,3;0:3
A 1
```

**Job start**  
**Speed (100 mm/s)**  
**Orientation rotated by 180°**  
**Size of label (100x68 mm, gap 2 mm)**  
**Text object/font: Swiss bold, 20 pt**  
**Barcode EAN 13, size SC 2**  
**Graphic, box 30 x 9 mm,**  
**Line strength 0.3 mm**  
**Number of labels (in this example 1)**

## Integration into SAP R/3\*

In cooperation with SAP, cab developed the "replace method" for controlling cab printers quickly and easily from SAP R/3 using SAPScript. As a Silver Level partner in SAP's Printer Vendor Program, cab has access to the SAP development area for optimum printer support in SAP environments.

\* SAP and R/3 are registered trademarks of SAP AG.



## abc – Basic Compiler

As an integrated element of the firmware, the Basic Compiler enables the printer to process data via BASIC programming before it is sent for print editing. This makes it possible for external printer languages to be replaced or data from other systems, e.g. a PLC or balance, to be transferred so information can be printed in different label formats.

Example of use:

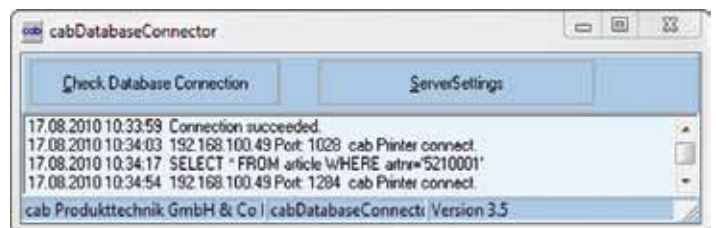
Connection to a balance



```
calypso.lbl - Editor
Date: Bearbeiten: Format: Ansicht: ?
<ABC>
label start
input a$
if left$(a$,15)="194300301480070" then
  print "R t2;",mid$(a$,16)
endif
if left$(a$,15)="194300300580172" then
  print "R t3;",mid$(a$,16)
endif
if left$(a$,15)="194300301970073" then
  print "R t1;",mid$(a$,16)
endif
if a$="q0001" then
  print "A 1"
endif
goto start
```

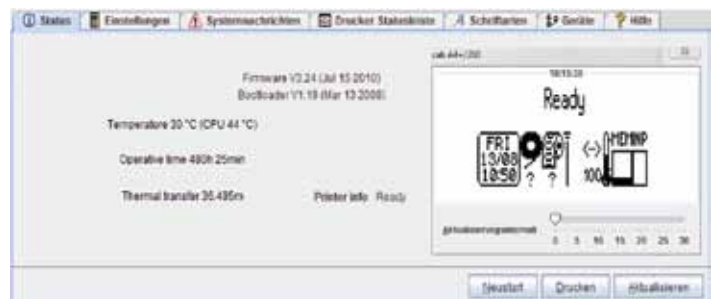
## Database Connector

In stand-alone mode with additional network connection, the Database Connector enables stand-alone printers to access data directly from a central SQL-compatible database and to print it as a label. Data can also be written back to the database or changed during the printing process.



## Printer monitoring with Intranet and Internet

Using standard programs such as the web browser or FTP clients, the integrated HTTP and FTP server enables print monitoring, configuration, firmware updates and memory card administration. Status, warning and error messages are sent to administrators or users as e-mails or SNMP datagrams via SNMP and SMTP clients. A time server is used to synchronize the time and date.



## Administration Network Manager

The cab Network Manager enables the user to control multiple printers across a network simultaneously. It supports monitoring, configuration, firmware updates, memory card administration, file synchronization and PIN administration centrally.

Device	Tools	Options	Tests
Development			
192.168.100.65	Support Test Printer	Support	cab Mach4000
192.168.100.70	Support Test Printer	Support	cab Mach4000
192.168.100.82	H Res Printer	Support	cab A4-800
		Development	43300

# Printer driver.



## WHQL-certified Windows printer driver for

Windows XP            Windows Server 2003  
Windows Vista        Windows Server 2008  
Windows 7            Windows Server 2008 R2

Our printer drivers are officially certified and signed by Microsoft. They ensure optimum stability on your Windows operating system. The programs Word, Excel, Access, Corel Draw, etc. can be used to design and print labels.

*Microsoft® is a registered trademark of Microsoft Corporation.*



# Label software.

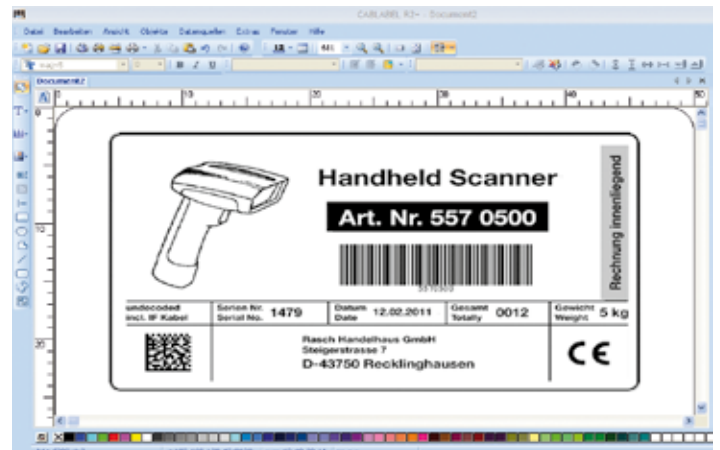
## cablabel R2+

A powerful label software that is available free of charge and specially designed for cab printers and print & apply systems.

Different fonts, barcodes and graphics in variable heights, widths and printing directions can be used to produce the best possible label design.

In addition to the loadable TrueType fonts available with MS Windows, cab printers also offer a large number of internal bitmap and vector fonts. Thanks to the support of the most commonly used codepages, country-specific special characters can also be printed.

High-performance functions make it possible to design and print even complex labels in just a few minutes. cablabel R2+ supports special functions of the cab printers, such as real-time clock, printer counter, stand-alone operation without PC, circular fonts or the printout of the printer data stream in a file. The MDI technology makes it possible to open several labels at the same time and to move objects from one label to another.



cablabel R2+ is available in 24 different languages for the following operating systems:

- Windows XP            Windows Server 2003\*
- Windows Vista        Windows Server 2008\*
- Windows 7            \* Terminalserver / Citrix are not supported.

## Additional label software

Highest possible variability – other commercially available label software solutions, such as Codesoft, Nicelabel, Easylab, Bartender, Label Matrix or Labelview, support the cab label printers and labeling systems. More information is available on our website.



# Technical data.

■ Standard □ Option

Label printer		XC4	XC6
<b>Printhead</b>	Printing method	Thermal transfer	
	Print resolution dpi	300	300
	Print speed up to mm / s	30, 40, 50, 75, 100, 125	30, 40, 50, 75, 100, 125
	Print width up to mm	105.6	162.6
<b>Material</b>	Labels, continuous rolls or fan-folded	Paper, cardboard, textiles, plastics such as PET, PE, PP, PVC, PU, acrylate, PI	
	Thickness mm / weight g / m <sup>2</sup>	0.05 – 0.8 / 60 – 180	
	Width: Labels mm	20 – 116	50 – 176
	Of liner or continuous material mm	25 – 120	50 – 180
	Label height <sup>1)</sup> mm	20 – 2000	20 – 1500
	Media roll: Total diameter up to mm	300	
Core diameter mm	76		
Winding direction	Outside or inside		
<b>Ribbon</b>	Ink	Outside or inside	
	Roll diameter up to mm	72	
	Core diameter mm	25.4	
	Ribbon length variable up to m	360	
	Width <sup>2)</sup> up to mm	25 – 114	55 – 165
	Saver printhead 1	■	
<b>Dimensions</b>	Height x Depth x Width mm	395 x 554 x 248	395 x 554 x 358
	Weight kg	22	24
<b>Label sensor</b>	Gap sensor	For leading edge of the label or punching marks and end of material	
	Reflective sensor from the bottom	For printing marks	
	Distance to leading edge mm	5 – 53	
<b>Electronics</b>	Processor high speed 32 Bit ColdFire/clock rate MHz	266	
	RAM MB	64	
	Memory IFFS MB Flash	8	
	Slot for CompactFlash Type I memory card	■	
	Slot for wireless LAN card	■	
	Battery buffer for	Real-time clock, printout of time and date Data storage on shut-down	
	Warning signal	Acoustic signal in case of error	
<b>Interfaces</b>	USB 2.0 high speed slave for PC connection	■	
	Ethernet 10 / 100 Base T, LPD, RawIP printing, ftp printing, DHCP, HTTP, FTP, SMTP, SNMP, TIME, Zeroconf, mDNS, SOAP	■	
	Peripheral connection	■	
	WLAN card 802.11b / g WEP / WPA PSK (TKIP)	□	
	2x USB master for	For external operation panel, keyboard, scanner, service key, USB flash drive	
<b>Operating data</b>	Power supply	100 – 240 V ~ 50 / 60 Hz, PFC	
	Power consumption	Max. 300 W	
	Temperature / Humidity:    Operation Storage Transport	+5 – 40°C / 10 – 85% not condensing	
		+0 – 60°C / 20 – 85% not condensing	
		-25 – 60°C / 20 – 85% not condensing	
Approvals	CE, in preparation FCC class A, CB, CCC, UL		

<sup>1)</sup> Limitations may apply to small labels, thin materials or strong adhesives. Critical materials or applications must be tested and approved.

<sup>2)</sup> The ribbon should be roughly the same width as the label in order to avoid folding.



With innovative technology for better climate protection  
Energy saving – Environmentally friendly

Label printer		XC4 and XC6	
<b>Operation panel</b>	Buttons/LED display	Pause, Feed, Cancel, Menu, Enter, 4 x Cursor	
	LCD graphic display	Width 60 mm, height 40 mm, text 4 lines, ca. 20 characters per line	
<b>Settings</b>		Time, date, digital or analog clock 25 language settings System settings, print parameters, interfaces, security	
<b>Monitoring</b>	Stop printing if:	End of ribbon End of labels Printhead open	
	On the display	Data reception Clock WLAN field intensity Date sheet Ethernet status abc Debug	Used memory Input buffer Temperature of printhead Remaining quantity of ribbon Access to memory card
<b>Test routines</b>	System diagnosis	When switched on, incl. printhead testing	
	Short status, status print	Font list, device list, WLAN status, profile of label, test grid, monitor mode, PPP status	
	Status reports	Extensive status printout with information about settings, e.g. print length counter, runtime counter, etc. Request of machine status via software command. Detailed status messages on the display, e.g. network error – no link, barcode error, etc.	
<b>Fonts</b>	Font types	5 Bitmap fonts incl. OCR-A, OCR-B and 3 Vector fonts Swiss 721, Swiss 721 Bold and Monospace 821 available internally, loadable TrueType fonts. Thai and Chinese (simplified Chinese) available as options.	
	Character sets	Windows 1250 up to 1257, DOS 437, 737, 775, 850, 852, 857, 862, 864, 866, 869, EBC DIC 500, ISO 8859-1 to -10 and -13 up to -16, WinOEM 720, UTF-8, Macintosh Roman, DEC MCS, KOI8-R. All West and East European Latin, Cyrillic, Greek, Hebrew and Arabic characters are supported. Thai and Chinese available as options.	
	Bitmap fonts	Size of width and height 1 – 3 mm Zoom 2-10 Orientation 0°, 90°, 180°, 270°	
	Vector / TrueType fonts	Size of width and height 0.9 – 128 mm Variable zoom, Orientation 360° in steps of 1°	
	Font formats	Bold, italic, underlined, outline, negative, gray, vertical, depending on character fonts	
<b>Graphics</b>	Graphic elements	Line, arrow, box, circle, ellipse, filled and filled with fading	
	Graphic formats	PCX, IMG, BMP, TIF, MAC, GIF, PNG	
<b>Barcodes</b>	Linear barcodes	Code 39, Code 93 Code 39 Full ASCII Code 128 A, B, C EAN 8, 13 EAN / UCC 128 EAN / UPC Appendix 2 EAN / UPC Appendix 5 FIM HIBC	Interleaved 2 / 5 Ident- and lead code of Deutsche Post AG Codabar JAN 8, 13 MSI Plessey Postnet RSS 14 UPC A, E, E0
	2D codes	Aztec, Codablock F, Data Matrix, PDF 417, Micro PDF 417, UPS Maxicode, QR-Code, RSS 14 truncated, limited, stacked and stacked omnidirectional, EAN-Datamatrix, GS1 Data Bar All codes variable in height, module width and ratio. Orientation 0°, 90°, 180°, 270°. Optionally with check digit, printed characters and start/stop code, depending on code type.	
<b>Software</b>	Programming	J-Script direct programming abc-Basic Compiler Database Connector	■ ■ □
	System diagnosis / administration	Printer monitoring Network Manager	■ □
	Label software	cablabel R2+ Codesoft, NiceLabel, Easylabel Bartender, Label Matrix, Labelview	■ ○□ ○
	Windows driver certified	32 / 64 bit for Windows XP Windows Vista Windows 7	■ ■ ■
	Stand-alone operation		■

For current data, please go to [www.cab.de](http://www.cab.de)

## Accessories.



### Cutter

The cutter is used to cut paper, adhesive labels, cardboard, textiles and plastics.

Cutter	CU4	CU6
Material width up to mm	120	180
Weight of material gr/m <sup>2</sup> /cardboard	60 – 500	
Material thickness mm	0.05 – 0.8	
Cutting length mm	> 5	
Height of pile up to mm	–	–
Media channel height up to mm	2.5	
Cuts/min.	120	110
Stop print job if:	Final position not reached	



### Stacker with cutter only for XC4

The printed materials are cut and collected using the stacker. The print job stops when the maximum pile height is reached. Restrictions may apply to the use of stiff or curved materials. We recommend the testing of such materials at cab.

Stacker with cutter	ST4/L
Material width up to mm	20 – 110
Weight of material gr/m <sup>2</sup> /cardboard	60 – 300
Material thickness mm	0.05 – 0.8
Cutting length mm	20 – 150
Height of pile up to mm	140
Media channel height up to mm	1.2
Cuts/min.	120
Stop print job if:	Final position not reached Cover open Height of pile is reached



### Storage table label width x height

The storage table and protective cover are adjusted to the label size and must be ordered separately.



### External rewriter

Labels can be wound either inside or outside. Electronic control of the swing arm ensures smooth and tight winding.

External rewriter	ER4 / 210	ER4 / 300	ER6 / 300
Application	XC4	XC4	XC6
Material width up to mm	120	120	180
Roll Ø max. mm	205	300	300
Core Ø mm	40 / 76		
Operating voltage	100 – 240 V~ 50/60 Hz		
Label winding	Outside or inside		



# Delivery program.

	Part no.	Hardware	dpi
	<b>5965700</b>	Label printer XC4 / 300	
	<b>5965701</b>	Label printer XC6 / 300	
<b>Scope of delivery</b>			
		Label printer Power cable type E+F, length 1.8 m Connecting cables USB, length 1.8 m Operating manual de/en <b>DVD:</b> Operating manual de/en/fr Configuration manual de/en/fr Service manual de/en Spare parts list de/en Programming manual en Windows printer driver 32/64 bit in 19 languages for Windows XP      Server 2003 Windows Vista    Server 2008 Windows 7        Server 2008 R2 Label software cablabel R2+ in 24 languages Database Connector en	
<b>Part no.</b>		<b>Expendable parts</b>	
	<b>5954072.001</b>	Printhead 4 / 300	
	<b>5954106.001</b>	Printhead 6 / 300	
	<b>5954180.001</b>	Print roller DR4	
	<b>5954245.001</b>	Print roller DR6	
<b>Part no.</b>		<b>Accessories</b>	
	<b>5948000</b>	Cutter CU4	
	<b>5948001</b>	Cutter CU6	
	<b>5948100</b>	External rewinder ER4/210	
	<b>5946090</b>	External rewinder ER4/300	
	<b>5946420</b>	External rewinder ER6/300	
	<b>5966077.001</b>	Rewind guide plate RG4	
	<b>5966078.001</b>	Rewind guide plate RG6	
	<b>5541311</b>	Stacker with cutter ST4 / L	
	<b>55xxxxx</b>	Storage table ST4 / L, label B x H	

	Part no.	Accessories
	<b>5901630</b>	Compact keyboard USB Cherry G84-4100
	<b>5561043</b>	Memory card CompactFlash Type I
<b>Part no.</b>		<b>Interfaces</b>
	<b>5561041</b>	WLAN card 802.11 b/g
<b>Part no.</b>		<b>Connection cable</b>
	<b>5918008</b>	Patch cable KAT 5e, 3 m gray
<b>Part no.</b>		<b>Software</b>
	<b>DL 40100</b>	Database Connector license
	<b>5580215</b>	Administration Network Manager
	Scope of delivery	Label software cablabel R2+
	On request	Codesoft, NiceLabel, Easylabel
	<b>9008486</b>	Programming manual English, printed copy

# The cab delivery program.

EOS 1/4 label printer



MACH4 label printer



A+ series label printers



XD4 label printer



XC series label printer



Hermes+ Print and Apply



PX series print module



FL series laser marking systems



Laser safety housing



Label software



VS 120 label dispenser

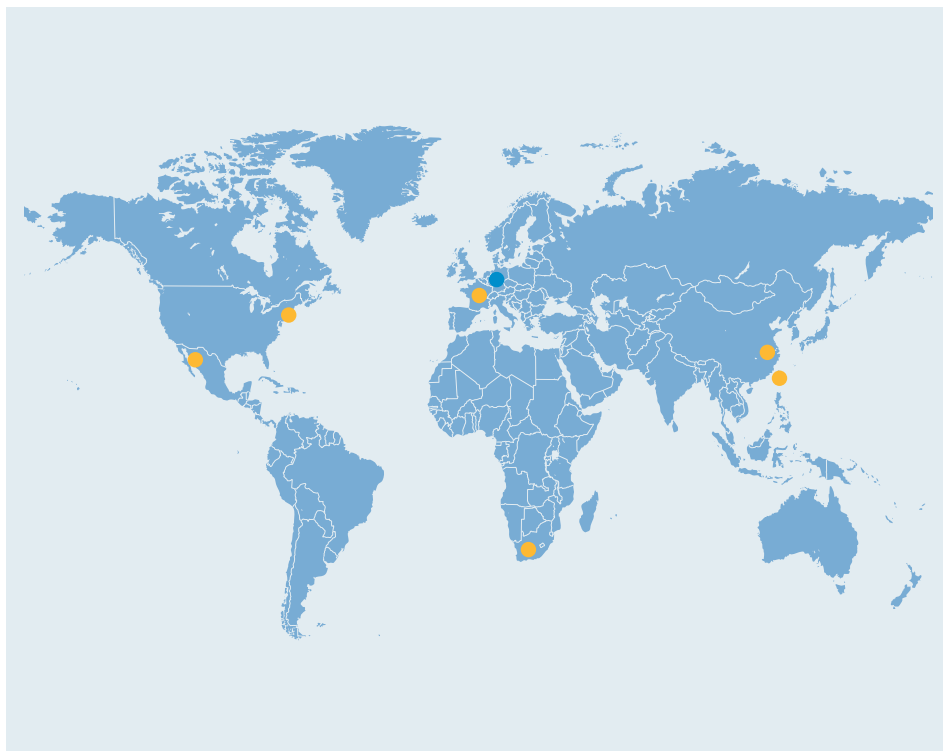


Labels / ribbons



- *Headquarter in Germany*
- *cab subsidiaries*  
*350 distribution partners*  
*in more than 80 countries.*

*cab is represented in every active commercial center - worldwide.*



## [www.cab.de](http://www.cab.de)

### Germany

cab Produkttechnik  
GmbH & Co KG  
Postfach 1904  
76007 Karlsruhe  
Wilhelm-Schickard-Str. 14  
76131 Karlsruhe  
Telefon +49 721 6626-0  
Telefax +49 721 6626-249  
[www.cab.de](http://www.cab.de)  
[info@cab.de](mailto:info@cab.de)

*Representatives in other countries on request.*

### France

cab technologies s.a.r.l.  
67350 Niedermodern  
Téléphone +33 388 722 501  
[www.cab.de/fr](http://www.cab.de/fr)  
[info.fr@cab.de](mailto:info.fr@cab.de)

### USA

cab Technology Inc.  
Tyngsboro MA, 01879  
Phone +1 978 649 0293  
[www.cab.de/us](http://www.cab.de/us)  
[info.us@cab.de](mailto:info.us@cab.de)

### South Africa

cab Technology (Pty.) Ltd.  
2125 Randburg  
Phone +27 11-886-3580  
[www.cab.de/za](http://www.cab.de/za)  
[info.za@cab.de](mailto:info.za@cab.de)

### Asia 亚洲

cab Technology Co, Ltd.  
**希爱比科技股份有限公司**  
Junghe, Taipei, Taiwan  
Phone +886 2 8227 3966  
[www.cab.de/tw](http://www.cab.de/tw)  
[info.asia@cab.de](mailto:info.asia@cab.de)

### China 中国

cab (Shanghai) Trading Co., Ltd  
**铠博(上海)贸易有限公司**  
Phone +86 21 6236-3161  
[www.cab.de/cn](http://www.cab.de/cn)  
[info.cn@cab.de](mailto:info.cn@cab.de)

*This documentation and any translations hereof are the property of cab GmbH & Co KG.*

*The replication, processing, reproduction or distribution in whole or in parts requires our prior written consent. © Copyright by cab/9009105.*

*All delivery, design and technical specifications are compiled to the best of our current knowledge and are subject to change without prior notice.*